

WHAT YOU WILL NEED:



Raise Your Palm Video



Student booklet

LESSON GUIDE:

- Have students watch the video with Belinda Fairbrother and Hayden Turner.
- Have a discussion around the video and what are some things that resonated with the students and why
- Create a table to discuss the differences between good palm oil and bad palm oil. Use the websites to assist you with this.
- Find some images of products that use sustainable palm oil and some that don't, and have students sort them into a yes or no category. Then share the correct answers with them.
- Review with students what makes a quality persuasive piece of writing and the language associated with that. Remind students of the structure of a persuasive piece of writing before they begin the writing task. This will also support them when creating their behaviour change campaign.
- Have students present their campaigns to the class if possible.

USEFUL WEBSITES:

[Good and bad palm oil](#)[The story of palm oil](#)



national science week 2021

STUDENT BOOKLET

WHAT CAN DO YOU TO RAISE YOUR PALM?

Palm oil is in most products that we use in our everyday life. It is extremely popular because it has excellent properties for many products that are found on the supermarket shelf!

Some of the products are:



YOU MIGHT BE THINKING, 'BUT ISN'T PALM OIL BAD FOR THE ENVIRONMENT?'



GOOD PALM OIL

- ✓ Grown sustainably
- ✓ Protects valuable species and forests
- ✓ Farmers increase their income by making more palm oil from less land.



BAD PALM OIL

- ✗ Grown unsustainably
- ✗ Destroys forests
- ✗ Impacts a range of wildlife including the Sumatran Tigers.



STUDENT BOOKLET

SUSTAINABLE PALM OIL


Products that have this symbol have selected to use palm oil that has been farmed sustainably. By doing this, farmers are using less land and helping to protect wildlife. You can make a difference too. By selecting products in the supermarket that have this logo, you are supporting the companies that choose to use sustainable palm oil!

PALM OIL HUNT

Have a look through your house and pick 5 products that you use in your everyday life OR that you like to eat. Now have a look at the product for the company that owns it. For example, Kinder Surprise is owned by Ferrero. Draw the product in the box and write the company in the top box.

<div><div></div><div></div><div></div></div>	<div><div></div><div></div><div></div></div>	<div><div></div><div></div><div></div></div>
<div><div></div><div></div><div></div></div>	<div><div></div><div></div><div></div></div>	<div><div></div><div></div><div></div></div>

Click Here



Search for the company of the products you have selected and see if they have committed to using sustainable palm oil!
Tick the ones that have!




STUDENT BOOKLET

GET YOUR MESSAGE OUT THERE!

Choose one of the companies that are not yet using sustainable palm oil.

Now you are going to write a persuasive text encouraging one of the companies to use sustainable palm oil in their products. First, use this scaffold to plan your ideas and then write your letter on the next page.



Introduction (State your opinion)

Reason 1 & Evidence

Reason 2 & Evidence

Reason 3 & Evidence

Conclusion (restate argument)



STUDENT BOOKLET

GET YOUR MESSAGE OUT THERE!

A large writing area with horizontal blue lines and a vertical red margin line on the left side.



STUDENT BOOKLET





CREATE YOUR OWN BEHAVIOUR CHANGE CAMPAIGN

Your task is to design your own Behaviour Change campaign to address one of the four main issues our Rainforests are facing.

LOGGING

AGRICULTURE

SOME WAYS YOU CAN PRESENT YOUR CAMPAIGN

-  Poster
-  Design an app
-  Make a video
-  Create a webpage

POACHING

MINING